

# The Journal of Hand Surgery

An International Journal Devoted  
to Surgery of the Upper Extremity

JUNE 2022

VOLUME 47

NUMBER 6

[jhandsurg.org](http://jhandsurg.org)

## EDITOR'S CHOICE

---

- 501 The Reliability of the CTS-6 for Examiners With Varying Levels of Clinical Experience  
*Louis C. Grandizio, Benchaa Boualam, Parker Shea, Matthew Hoehn, Charlene Cove, Idorenyin F. Udoeyo, C. Liam Dwyer, and Joel C. Klena*  





- 507 Arthroscopic-Assisted Foveal Reattachment of Triangular Fibrocartilage Complex Tears With Distal Radioulnar Joint Instability: A Comparison of Suture Anchors and Transosseous Sutures  
*Ahmed Afifi, Emad A. Abdel-Ati, Mohamed Abdel-Wahed, and Ashraf N. Moharram*
- 517 Risk of Amyloidosis and Heart Failure Among Patients Undergoing Surgery for Trigger Digit or Carpal Tunnel Syndrome: A Nationwide Cohort Study With Implications for Screening  
*Ravi F. Sood and Angelo B. Lipira*  

- 526 Bias in Hand Surgical Randomized Controlled Trials: Systematic Review and Meta-Epidemiological Study  
*Juuso Heikkinen, Jarkko Jokihaara, Soumen Das De, Kati Jaatinen, Rachele Buchbinder, and Teemu Karjalainen*  

- 534 Anatomic Radial Head Arthroplasty: The Importance of Implant Angle  
*Matthew F. Cherches, Ryan Halvorson, Gopal Lalchandani, Utku Kandemir, Lisa L. Lattanza, and Nicolas Lee*
- 540 Prevalence and Subtypes of Tenosynovial Amyloid in Patients Undergoing Carpal Tunnel Release  
*Michael DiBenedetto, Maximillian Soong, Alice Hunter, Eric Tolo, Brian Clair, and N. George Kasparyan*
- 544 Evaluation of Factors Affecting Return to Work Following Carpal Tunnel Release: A Statewide Cohort Study of Workers' Compensation Subjects  
*Joshua T. Anderson, Andrew R. Stephens, Arnold R. Haas, Nicholas U. Ahn, and Nikolas H. Kazmers*

## CURRENT CONCEPTS

---

- 554 Pediatric Ganglions of the Hand and Wrist: A Review of Current Literature  
*Pranav Krishnan and Jennifer Moriatis Wolf*  
 
- 561 CME Test Questions for "Pediatric Ganglions of the Hand and Wrist: A Review of Current Literature"
- 562 Dermatology and Skin Conditions for Hand Surgeons  
*David J. Graham, Brahman Sivakumar, Nicholas C. Stewart, and Neil F. Jones*  
 
- 573 CME Test Questions for "Dermatology and Skin Conditions for Hand Surgeons"

THE HAND SURGERY LANDSCAPE

---

- 574 Encouraging Firework Safety Through Public Service Announcements  
*Stefano Cardin, Rachel Faber, Daniel Miller, Mary Elizabeth Gibson, and Brett Lewellyn*

SCIENTIFIC ARTICLES

---

- 579 Congenital Contracture of the Ulnar Digits and Its Differentiation From Ischemic Contracture  
*Ge Xiong, Yongbin Gao, Jin Zhu, Wen Guo, and Jing Sun*



- 580 The Effect of Standardized Perioperative Patient Education on Opioid Use After Minor Soft Tissue Procedures Distal to the Wrist  
*Aaron Zohar-Bondar, Jeffrey G. Stepan, Talia Chapman, Haley Sacks, Isabelle Verrett, and Duretti T. Fufa*



- 581 Biomechanical Analysis of Abductor Pollicis Longus Lasso Suspensionplasty for Trapeziectomy  
*Brahman Sivakumar, David Graham, Owen Ou Yang, and Richard Lawson*



- 582 Outcomes of Radial Head Fractures Treated With the “Tripod Technique”  
*Zina Model, Nelson Merchan, Tamara D. Rozental, and Carl M. Harper*



- 583 Induced Membrane Technique for the Treatment of Infected Forearm Nonunion: A Retrospective Study  
*Xiang-Yu Ma, Bing Liu, Hai-Long Yu, Xi Zhang, Liang-Bi Xiang, and Da-Peng Zhou*



- 584 The Impact of the Soong Index on Hardware Removal and Overall Reoperation Rates After Volar Locking Plate Fixation of Distal Radius Fractures

*Maximilian A. Meyer, Kyra A. Benavent, Cassandra M. Chruscielski, Stein J. Janssen, Philip E. Blazar, and Brandon E. Earp*



- 585 Z-Corrective Osteotomy in Malunited Extra-Articular Fractures of Distal Radius  
*Nishant Bhatia, Ajay Gupta, Vineet Dabas, Ankit Kataria, Akash Goel, and Akash Yadav*



- 586 Will the Use of Intraoperative Liposomal Bupivacaine During Thumb Carpometacarpal Arthroplasty Decrease Postoperative Use of Opioids? A Prospective Randomized Study  
*Thomas R. Kiefhaber and Oleksandra Vyrva*



CASE REPOSITORY

---

- 587 Atypical Pleomorphic Lipomatous Tumor of the Right Hand Mimicing Venous Malformation  
*Stefanie Hirsiger, Heather Dawson, Adrian Ockert Grobbelaar, and Esther Vögelin*



- 588 Pedicled Osteo-Onchocutaneous Island Flap for Finger Macroductyly: A Review of Literature  
*Ruth En Si Tan, YE Win Kyi, Alphonsus Khin-Sze Chong, and Sandeep Jacob Sebastin*



ITEMS

---

- A14 Journal CME Instructions
- 589 American Society for Surgery of the Hand
- 602 The Journal of Hand Surgery, European Volume, Table of Contents, May 2022

ABOUT THE COVER: The cover image shows the measurement of the radial head arthroplasty (RHA) stem angle on anterior-posterior (AP) and lateral radiographs. The red line is drawn from the tip of the prosthesis down the center of the intramedullary canal of the radial shaft. The yellow line is drawn through the center of the prosthesis bisecting the shaft. The radial stem angle (RSA) is the angle drawn between the 2 lines. See the article by Cherches et al, "Anatomic Radial Head Arthroplasty: The Importance of Implant Angle" on page 534.

Visit us online at <https://www.jhandsurg.org/authorinfo> to view Author Instructions for *The Journal of Hand Surgery*.

This journal is indexed in Index Medicus/MEDLINE and Current Contents Clinical Medicine.